



1:1 iPad Parent Handbook

Inglewood Primary School



Section 01

Our Journey

2018 - 2021

Inglewood PS has been on a significant journey of innovation and growth in Information Communication Technology (ICT) integration and Digital Technologies. Effective ICT integration has been a key component of teaching and learning at Inglewood PS for the last few years. We regularly reflect on the devices and applications used across our school, only selecting tools allowing our students to be creative, innovative and to have choice in communicating what they know in a variety of responsible and safe ways which enrich their learning.

In 2018 this reflection led to the introduction of an iPad 1:1 program offered in years 4-6. Students in the early years had limited timetabled access to some devices. Offsite campuses (Pre-primary and Kindergarten) had small group sets in their early year's classrooms. Teachers and students also had access to a limited number of Windows laptop machines.

In 2021 the school extended its access to iPads by replacing an expiring laptop lease with additional iPads increasing the ratio of devices across all sites and providing staff with consistent access to iPads across the school week.



Section 02

Our vision

02 Our vision

Empowering our staff and students to lead their learning with enterprise skills and technology is at the heart of our vision.

Inglewood PS believes learning with technology should be:

Creative: Contemporary teaching and learning practices inspiring problem solving and critical thinking.

Collaborative: Technology teaching and learning experiences ensuring connection with the curriculum and learning with others.

Challenging: Cultivate a growth mindset constantly striving to improve teaching and learning through developing targeted, rich and compelling learning.

Community Focused: Connect ethically and responsively within the local community and with learners from around the world.

We have seen significant growth in staff and student's confidence and capabilities using digital technologies and we expect this to continue as we work to maximise teaching and learning opportunities.



ICT Vision for teaching and learning in public schools

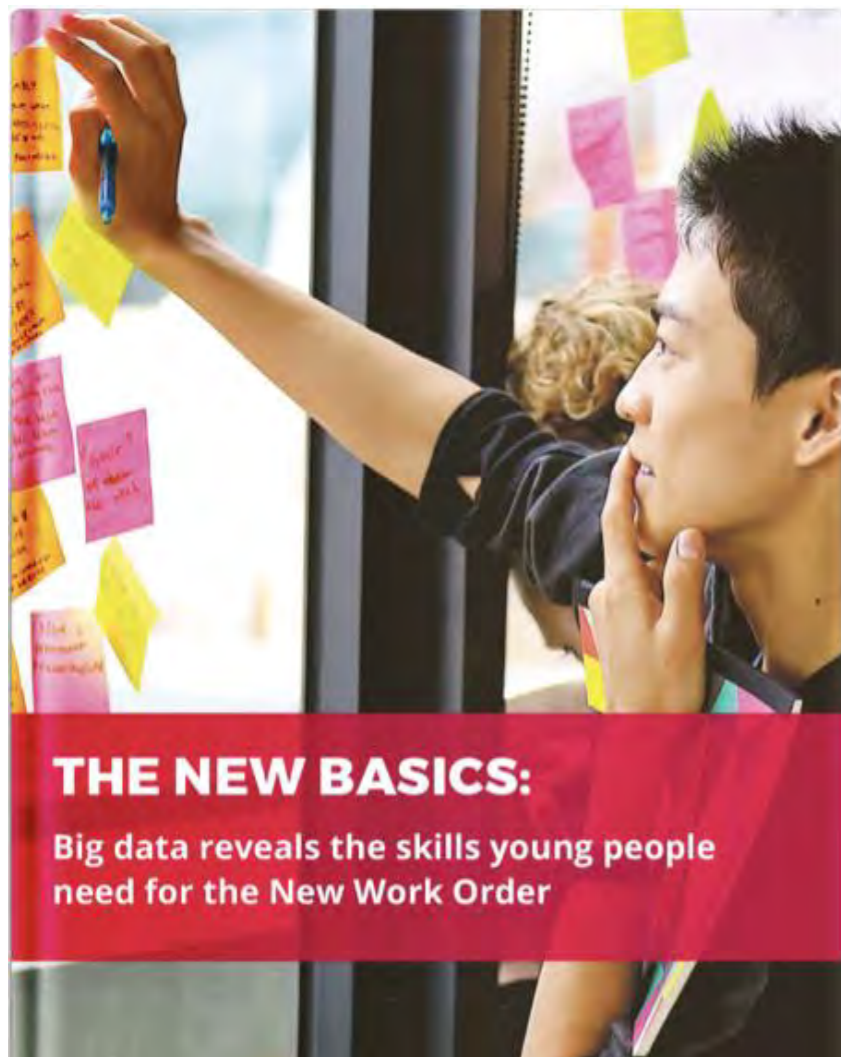
The Department of Education's ICT Vision for Teaching and Learning in Public Schools document focuses on every student, every classroom, every day. Preparing our students for the world of tomorrow, not the world of today.

Students: need to be ready for a future where technology rapidly evolves and creates an ongoing transformation in workplaces and job roles.

Teachers: need to learn like their students and model collaboration, continuous learning and the acquisition of new skills. They also need to ensure students have access to technologies that will improve their learning and progress.

School Leaders: need to take responsibility for driving a culture of technological innovation and collaboration delivering improved outcomes for every student.





Our students need to be ready for a future where technology rapidly evolves and creates an ongoing transformation in workplaces and job roles. This means young people must have the capability to adapt and transfer their knowledge and skills across a range of learning and work environments.

Our teachers need to learn like their students and model collaboration, continuous learning and the acquisition of new skills. They also need to ensure students have access to technologies that will improve their learning and progress.

Our school leaders must take responsibility for driving a culture of technological innovation and collaboration that delivers improved outcomes for every student.



**School Curriculum
and Standards
Authority**

| | |
|--------------------------------|-------------------------------|
| English | Health and Physical Education |
| Humanities and Social Sciences | Languages |
| Mathematics | Science |
| Technologies | The Arts |

Students develop capability in using ICT for tasks associated with information access and management, information creation and presentation, problem solving, decision making, communication, creative expression, and empirical reasoning. This includes conducting research, creating multimedia information products, analysing data, designing solutions to problems, controlling processes and devices, and supporting computation while working independently and in collaboration with others.

Students develop knowledge, skills and dispositions around ICT and its use, and the ability to transfer these across environments and applications. They learn to use ICT with confidence, care and consideration, understanding its possibilities, limitations and impact on individuals, groups and communities.



At Ingleswood Primary School, we care about the development of the whole child and we attend to this through our shared beliefs and practices. As a result of this, all students unlock and fulfil their learning potential and develop the personal and social attributes for future well-being.

1.4 Technology across the curriculum

4.2 STEM across the curriculum

4.5 Shared approaches to curriculum delivery

5.2 Sharing our successes

Section 3

Our BYOD program

Why do we have a Bring your Own Device program?

The Western Australian Curriculum states students will be expected to develop ICT competence as they learn to use ICT effectively and appropriately when investigating, creating and communicating ideas and information at school, at home, at work and in their communities. Whilst a shared device model allows access, it does not reflect the ever-present learning that a 1:1 model offers. The children cannot always finish an entire project at one time and, with the devices being shared between classes, there are occasions where children will have to wait for their turn on a device.

Research into BYOD has shown it has the following benefits:

- high levels of student engagement through interactive assignments;
- the use of a range of apps to teach core curriculum skills;
- independent inquiry learning opportunities;
- flexible and collaborative learning environments;
- enhances creativity, critical thinking, communication, collaboration, confidence, citizenship, and community and
- transforms the traditional classroom through empowering teachers and students using personalised learning approaches.

Other benefits include:

- improved independence and self-initiated learning among students;
- improved student motivation and active engagement in learning;
- improved capacity for teachers to plan for and meet individual student needs;
- extend student learning beyond the classroom;
- strengthen connections between home and school;
- enable students to take increasing responsibility for their own learning and
- prepare students for a future where they are likely to be working in an environment with increasing amounts of technology and IT/collaborative/cloud based tools.

A close relationship exists between the Apple Education team and WA schools. This relationship will benefit Inglewood Primary School students, staff and community to create a rich learning environment for our students.

Through our shared device scheme currently in place in Kindergarten, Pre-primary and Years 1, 2 and 3 at Inglewood the students are already familiar with iPads which will allow teachers to support students with familiar procedures and terminology.

The iPad facilitates the use of individual, paired, small group and large group work easily.

Multi-media capabilities offer greater opportunities for creativity and sharing.

Sharing and collaboration are enhanced.

The Apple App Store tests all new apps before releasing them to the public, ensuring no inappropriate content appears. The android app store is an open source platform anyone can upload to; the apps are not checked and leave people exposed to unwanted content.

Apps perform the same way on all recent versions of the iPad, making it easier to cater for a variety of devices over time.

Apple updates are pushed through automatically, once downloaded, ensuring users are consistently using the most up to date versions of the software.

Devices can be managed by a Mobile Device Management System ensuring students remain on-task (JamF).


The iPad is light and portable, easily carried in the school bag and used in the classroom.

A 10-hour battery life means the iPad can be used throughout the entire school day.


The AppleCare for Enterprise provides 24/7 complimentary telephone support, including software support. AppleCare gives you one-stop technical service and support from Apple experts and most issues can be resolved in a single call.



A school based technician has also employed to ensure most technical issues are resolved quickly thus ensuring continued access and reliability for teachers and students.



Inglewood has a specialist Technologies teacher who works with students from across the main site ensuring they have access to a range of opportunities. They also provide opportunities for the students to complete in state wide competitions.



In 2021 a Teaching and Learning coach was employed to support teacher learning and development. All teaching staff at Inglewood have been provided opportunities to meet with the coach and plan with support their increased use of iPads across the curriculum.

03 Purchasing iPads

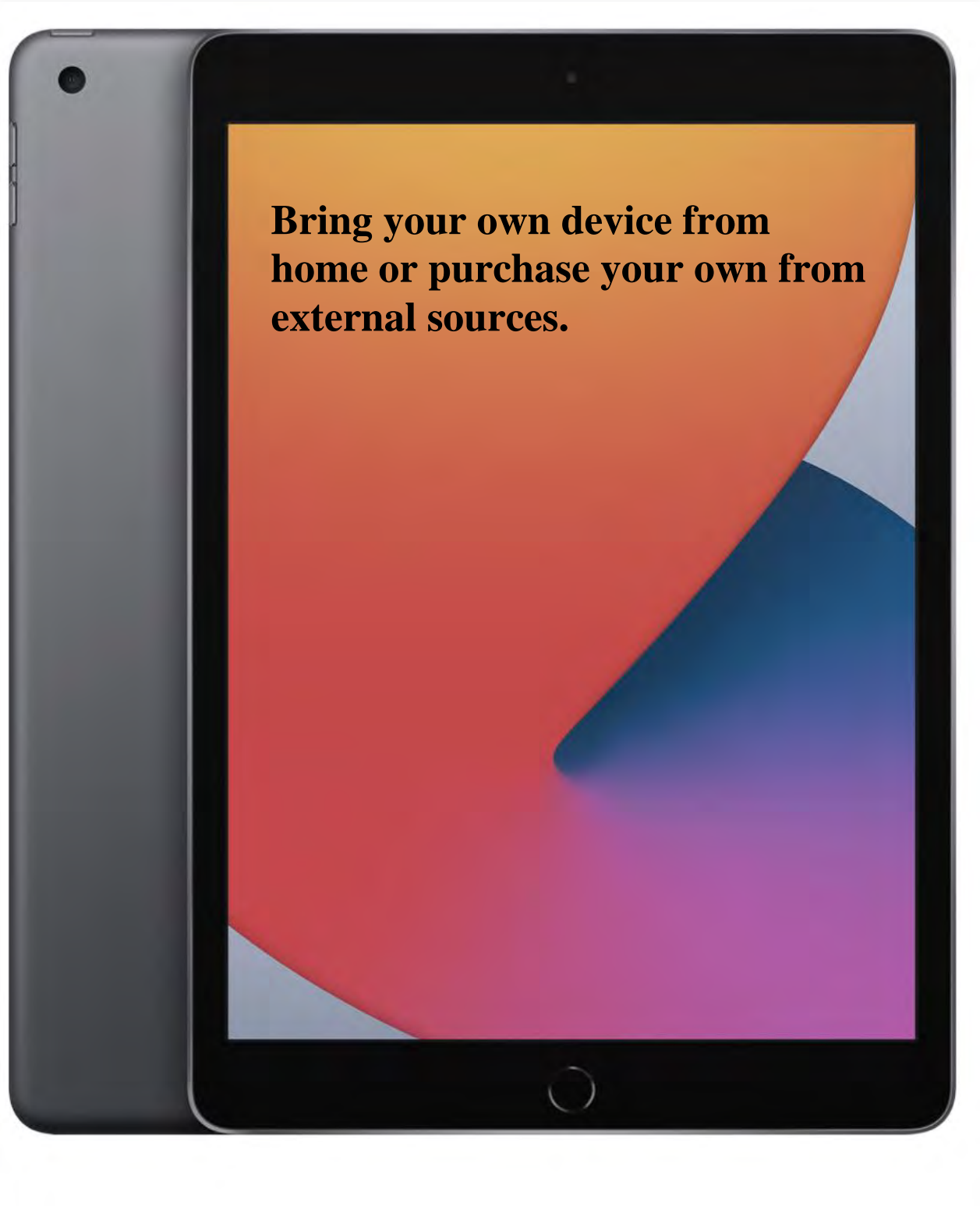
Where should I get my iPad from?

There are a number of options that you may wish to consider in regard to providing your child with an iPad:

We have partnered with JB HiFi Australia. This enables you to access discounted devices and protective cases, an AppleCare+ Protection Plan, options for insurance and financing, home delivery of your device and ongoing access to JB's Service Portal in the event your child's device needs repair. JB provides many different options for purchasing, including bundled packages. Please click on the link [JB Education](#) or visit jbeducation.com.au and use the code **InglewoodPS2023** to access the purchasing portal.

Please note: You may choose to purchase your child's device elsewhere. We do leave this choice entirely up to you, please keep in mind all the requirements and insurances when purchasing from other stores as privately purchased devices will not have access to the same technical support provided to students whose device is procured through the JB HiFi school's 1:1 program.



An iPad is shown from a front-facing perspective. The screen displays a message with a colorful background of orange, red, and blue. The text on the screen reads: "Bring your own device from home or purchase your own from external sources." The iPad is black with a silver back visible on the left side.

Bring your own device from home or purchase your own from external sources.

1:1 BYOD Years 4-6

To ensure compatibility with the school and classroom needs, we ask all iPads have the following features:

- The device is an iPad (6th generation minimum), iPad Pro or newer.
- The iPad has iOS14 installed (minimum).
- The iPad has at least 32gb of data storage (128gb preferred).
- The iPad comes to school with a protective case.
- An Apple Pencil or Logitech Crayon are recommended extras.
- Headphones are required.

03 Accessories

Protective cases

*The device **must** have a sturdy protective cover, this protects the device in transit and in class.*

These can be purchased inshore, online and ordered through the JB HiFi or Winthrop Australia portals.

Important considerations:

- *Drop proof (rubber on the outside),*
- *Screen protector,*
- *Water resistant*

Stylus/Apple Pencil

Optional extra:

Logitech Crayon and Apple pencils provide a versatile, pixel-precise digital pencil experience for all iPads (2018 and later) Digital Styluses enable you to mark up PDFs, take handwritten notes, mark up photographs, or doodle a masterpiece. There are hundreds of Apple Pencil supported apps available, that enables you to start learning, collaborating, and creating on iPad instantly.

Keyboard.

Optional extra

You have the option of purchasing a bluetooth fully functional keyboard for your child's iPad. This will enable your child to have unrestricted screen access when typing.



03 Insurance

Your iPad will not be covered by the Inglewood Primary School or the Department of Education insurance policy as the device will belong to you so we strongly suggest that you take out insurance on the device. You may wish to check with your home and/or contents insurer to check if your existing cover extends to your child bringing the device to school. JB HiFi may offer insurance of the device as an option.

We strongly recommend that you check your personal insurance coverage and purchase additional insurance if required.



AppleCare+

AppleCare+ Warranty for iPad provides up to two years of expert telephone technical support and additional hardware coverage from Apple, including up to two incidents of accidental damage coverage per year, each subject to a A\$65 service fee. AppleCare+ benefits are in addition to any legal rights provided by consumer protection laws.

AppleCare+ benefits include

Warranty repairs extended to 2 years

Two incidents of accidental damage replacement per year with a \$65 excess fee.

2 years of Apple phone support for things such as:

Connecting to your home internet

Setting up your email

Connecting to your home printer

Help with mastering and using Apple applications needed for school projects like Keynote or iMovie

Setting up iCloud and backing up your documents and photos

AppleCare+

Many primary schools are now using iPad, allowing for collaboration and support amongst schools. Our teachers have opportunities to participate in iPad related professional learning in order to provide our students with the best possible learning experiences.

Department of Education WA AppleCare for Enterprise Support

Staff, students and families can access free technical support for Apple devices, such as Macs and iPads, and applications directly from AppleCare Support.

To access AppleCare support:

1. Phone 1300 760 237
2. When Prompted enter access code 2961

Support is available 24 hours a day, 7 days a week for:

- Apple Software and operating systems
- Apple Applications E.g. Keynote
- Personal Apple accounts or settings

*The Department's AppleCare Enterprise agreement does not provide any extra hardware


03 Apps

If your child is bringing their own iPad to school it is essential they have all apps, as specified on the app list, already installed on their device, this enables them to participate fully in all classroom activities. All apps we are requiring are tried and tested with an emphasis on educational purpose and creativity. Some apps come already installed on iPads, some are free to download and some are paid apps.

Having these apps installed on your child's device will enable them to use their iPad effectively for learning at school.

To download the apps please go the Apple App Store. A \$30 App Store card is on your child's Personal Items List; this will enable you to purchase any required paid apps. Most of our school apps are free, however; there are a few paid apps.



The apps on our lists are our core apps for 2023, however; additional apps may be added to the list throughout the year.



Examples of core creation based apps used at Inglewood Primary School

Please ensure these apps are uploaded to your child's BYOD iPad prior to bringing the device to school.

[Click on the app name for a link to the Apple iTunes store.](#)

| | | | |
|---|---|---|---|
| | |  <p><u>Molto Bene</u></p> | <p>FREE</p> <p>MOLTO BENE is the award-winning app that makes learning Italian simple and fun! Quickly learn essential vocabulary, phrases, and grammar concepts.</p> |
|  <p><u>Book Creator</u></p> | <p>\$4.49</p> <p>Book Creator is the simple way to make beautiful ebooks, right ion your iPad. With over 100 million ebooks created so far, Book Creator is ideal for making all kinds of books, including children's picture books, comic books, photo books, journals, textbooks and more.</p> |  <p><u>Numbers</u></p> | <p>FREE</p> <p>Numbers is the most innovative spreadsheet app ever designed for a mobile device. Created exclusively for iPad, it includes support for Multi-Touch gestures and Smart Zoom so you can create powerful spreadsheets using just your fingers.</p> |
|  <p><u>Clips</u></p> | <p>FREE</p> <p>Clips is a free app for making fun videos to share with friends and family. With a few taps you can create and send a video message or tell a quick story with artistic filters, animated text, music, emoji, and fun stickers featuring characters from Star Wars, Disney•Pixar and more.</p> |  <p><u>Pages</u></p> | <p>FREE</p> <p>Pages is a powerful word processor to help you create gorgeous reports and documents in minutes. Pages has been designed exclusively for the iPad, with support for Multi-Touch gestures and Smart Zoom.</p> |
|  <p><u>Connect Backpack</u></p> | <p>FREE</p> <p>The Connect Backpack App provides a simple way for teachers and students from the Western Australian Department of Education to move a file or document they have created on an iPhone, iPad or iPod into Connect</p> |  <p><u>Pic Collage-EDU Collage Maker</u></p> | <p>\$2.99</p> <p>Create a photo collage in seconds with our easy-to-use photo grid feature. Choose from a wide variety of grid layouts and pre-designed cards or use freestyle mode to create a photo collage on your own, unique style! Change the size of your photo collage with the touch of a button.</p> |
|  <p><u>GarageBand</u></p> | <p>FREE</p> <p>GarageBand turns your iPad, and iPhone into a collection of Touch Instruments and a full-featured recording studio — so you can make music anywhere you go. And with Live Loops, it makes it easy for anyone to have fun creating music like a DJ.</p> |  <p><u>Popplet</u></p> | <p>\$2.99</p> <p>Popplet is the simplest tool to capture and organise your ideas. With Popplet you can quick jot down your ideas and sort them visually.</p> |
|  <p><u>iMotion for Schools</u></p> | <p>\$5.99</p> <p>iMotion is an intuitive and powerful time-lapse and stop-motion app for iOS. Take pictures, edit your movie and export 1080p & 720p HD videos to your device</p> |  <p><u>Showbie</u></p> | <p>FREE</p> <p>Showbie is the fastest, easiest most effective app for assignments and feedback in your iPad classroom. Easily assign, collect and review student work or have students complete assignments with Showbie's inbuilt tools.</p> |
|  <p><u>iMovie</u></p> | <p>FREE</p> <p>With a streamlined design and intuitive Multi-Touch gestures, iMovie lets you enjoy your videos and tell stories like never before. Browse your video library, share favourite moments, create beautiful movies and watch them on all your devices in iMovie Theatre.</p> |  <p><u>Spelling Notebook</u></p> | <p>FREE</p> <p>Create a personalised list of words to practice. Test your spelling - hear each word spoken. Get a star for each correct word. Practise just the words you have yet to master. Retest your words at any time. Students can practise their words independently.</p> |
|  <p><u>Keynote</u></p> | <p>FREE</p> <p>Keynote is the most powerful presentation app ever designed for a mobile device. Built from the ground up for iPad, it makes creating a world-class presentation — complete with animated charts and cinematic transitions — as simple as touching and tapping.</p> |  <p><u>Sphero Edu</u></p> | <p>FREE</p> <p>Sphero Edu is your hub to create, contribute, and learn with Sphero robots - it replaces and builds on SPRK Lightning Lab. Go beyond code by incorporating unique STEAM activities to complete with your bot.</p> |
|  <p><u>Mathletics Students</u></p> | <p>FREE</p> <p>Mathletics is the world's leading online mathematics program. The Mathletics app is students' best companion tool for Mathletics.</p> |  <p><u>Tayasui Sketches School</u></p> | <p>FREE</p> <p>Because beautiful tools make beautiful drawings, we endlessly refined Sketches brushes to create the most realistic drawing tools. Sketches school is a special edition of Sketches targeted for a younger audience, with a specifically designed interface making it very accessible to kids.</p> |

Family sharing provides a streamlined way of managing your device

Nominate one parent/carer as the “family organiser” to set up a child’s Apple ID for any children under the age of 13.

The Family Organiser must have an Apple device and can link in 5 additional family members into Family Sharing.

- Family members can use the apps without having to purchase new licences
- Family Organiser can recover forgotten passwords
- ‘Ask To Buy’ function means children have to ask permission from the Family Organiser
- Family Sharing enables you to access the same music, movies, TV shows, books and apps
- The Family Organiser can limit children’s access on their device using Screen Time. For more information on Family Sharing & Child’s Apple ID: <https://support.apple.com/en-au/HT201084>



Managing your iPad at home

Parental controls and screen time management is a powerful tool to help you manage your iPad at home. By accessing these features you can:

- Use Content & Privacy Restrictions in Screen Time to block or limit specific apps or features on your child's device.
- Set a Parent Passcode and Screen Time password to prevent other family members from changing settings. (Make sure you use a different passcode from the one used to unlock the device for the parent access passcode).
- You can prevent iTunes & App Store purchases
- You can turn off built-in apps or features for example: turn off FaceTime
- You can prevent explicit content played in music, films or TV shows with specific ratings, web content and apps, Siri searches and Game Centre features.

Follow this link for a step-by-step guide to setting Content & Privacy Restrictions: <https://support.apple.com/en-au/HT201304>

Screen Time lets you know how much time you and your children spend on apps, websites and more.

- Make informed decisions about how you use your devices.
- Set a Screen Time Passcode (different to the one you use to unlock your device) to change Screen Time settings or allow more time when app limits expire.
- Get a detailed report about how the device is used, apps have been opened and websites visited.
- Set Downtime for bedtime or a set period of time to turn off specific applications.
- Set App Limits for categories of apps. You can customise the time limits and days of the week of when limits apply.
- Set communication limits for Phone, FaceTime and Messages.

How will the device be kept secure?

The security of the iPad is the responsibility of the parent/carer outside of school hours. iPads will not be allowed to be used before or after school in the school grounds. Classrooms will remain locked when unattended and students will not be allowed to remove iPads from classes during lunch or recess. Students will be responsible for carrying their iPads to a specialist class if required.

How much time will the students use their iPad for during the school day?

At Inglewood Primary School, we believe that any well-rounded approach to education involves balanced access to a variety of tools. iPads simply increase the number of tools at the teacher's disposal and are only used when they are the best tool for the job. iPads are not intended to be a replacement or a substitute for any of the more conventional tools teachers have at their disposal.

Will my child have to share their iPad with other students?

No. As part of the BYOD iPromise, each student must agree to the terms and conditions stated before using their iPad at school. These terms include being responsible for their own iPad and ensuring that access codes are kept private from other students.

There will be times when your child will need to work in small groups or collaborate with a partner but they will always remain in charge of their own device.

What is the school's responsibility when cyber bullying issues are discovered?

Inglewood Primary School will support families by contacting all parents of children involved with any cyber bullying related incidents that occur within school hours. Children will be counselled on the appropriate use of social media but any social media accounts that are discovered on your child's device will be forwarded on to the social media provider for deletion.

How can parents control iPad usage outside of school hours?

Apple iPad comes with customisable Parental controls that allow parents to disable features such as FaceTime, iMessage, and in-app purchases. It also regulates certain features such as limiting the websites a child can visit using the Safari browser or restricting downloads from the App Store to age-appropriate apps.

What if I don't provide an iPad?

The BYOD program at Inglewood Primary is completely voluntary. Students who do not have their own device will have similar access to school iPads, however there is no guarantee that they will be able to use it for the whole school day. The 4-6 classrooms do not have access to a bank of iPads. These are timetabled between 1-3 classrooms and it will be a device shared with other students in a similar position. These devices will remain at school at all times.

**If you have any questions regarding our
BYOD journey please contact the
Inglewood Primary School on
08 92239900 or email to
Inglewood.PS@education.wa.edu.au**